



District Report Card: 2017


State: Rajasthan	District: Churu
Class: 5	Subject: Language
Schools: 61	Students: 1050


Participation/Coverage


Students

<div>GENDER</div> <div></div>	Boys		Girls	
	Number	%	Number	%
	493	46.95	557	53.05

<div>AREA</div> <div></div>	Rural		Urban	
	Number	%	Number	%
	886	84.38	164	15.62

<div>CATEGORY</div> <div></div>	SC		ST		OBC		GEN	
	Number	%	Number	%	Number	%	Number	%
	516	49.14	4	0.38	425	40.48	105	10.00

<div>CWSN</div> <div></div>	LD	VI	HI	S&LD	ID	Oth
	0	2	1	1	1	22

<div>Management</div> <div></div>	Government		Government-aided	
	Number	%	Number	%
	1050	100.00	0	0.00

Average Performance of Students in Language (%)

Overall	Gender		Area		Management		Social Group			
	Male	Female	Rural	Urban	Govt.	Aided	SC	ST	OBC	GEN
72.48	72.20	72.73	71.01	80.45	72.48	0.00	72.61	83.33	72.20	72.57

Performance on Learning Outcomes (LOs)

Learning Outcomes	Description	Average Performance(%)
L504	Reads and comprehends independently storybooks, news items/ headlines, advertisements etc.	70.34
L508	Reads text with comprehension, locates details and sequence of events	73.55

Range of Performance of Students who Answered Correctly							
Below 30%		30% - 50%		50% - 75%		Above 75%	
Number	%	Number	%	Number	%	Number	%
41	3.90	114	10.86	390	37.14	505	48.10

Lowest Performing Learning Outcomes (LOs)

- 1 - Reads and comprehends independently storybooks, news items/ headlines, advertisements etc. (70.34)
- 2 - Reads text with comprehension, locates details and sequence of events (73.55)